

CONTENTS

GUIDELINE

- 385 Impact and outcomes of research sponsored by the American Society for Gastrointestinal Endoscopy**

- 434 EUS-FNA and needle echogenicity in the age of personalized medicine**

J. V. Obando

- 436 Management of branch-duct intraductal papillary mucinous neoplasms: a large single-center study to assess predictors of malignancy and long-term outcomes**

W. Ridditid, J. M. DeWitt, C. M. Schmidt, A. Roch, J. S. Stuart, S. Sherman, M. A. Al-Haddad

- 446 Which guidelines should be used for branch-duct intraductal papillary mucinous neoplasms?**

O. Basar, W. R. Brugge

- 450 Evaluation of the short- and long-term effectiveness and safety of fully covered self-expandable metal stents for drainage of pancreatic fluid collections: results of a Spanish nationwide registry**

E. Vazquez-Sequeiros, T. H. Baron, M. Pérez-Miranda, A. Sánchez-Yagüe, J. Gornals, F. Gonzalez-Huix, C. de la Serna, J. A. Gonzalez Martin, A. Z. Gimeno-Garcia, C. Marra-Lopez, A. Castellot, F. Alberca, I. Fernandez-Urien, J. R. Aparicio, M. L. Legaz, O. Sendino, C. Loras, J. C. Subtil, J. Nerin, M. Perez-Carreras, J. Diaz-Tasende, G. Perez, A. Repiso, A. Vilella, C. Dolz, A. Alvarez, S. Rodriguez, J. M. Esteban, D. Juzgado, A. Albillos; Spanish Group for FCSEMS in Pancreas Collections

- 458 Endoscopic drainage of pancreatic fluid collections: the inevitable shift to metal**

A. Tyberg, M. Kahaleh

- 460 Cost-effectiveness and clinical efficacy of biliary stents in patients undergoing neoadjuvant therapy for pancreatic adenocarcinoma in a randomized controlled trial**

T. B. Gardner, C. C. Spangler, K. L. Byanova, G. H. Ripple, M. J. Rockacy, J. M. Levenick, K. D. Smith, T. A. Colacchio, R. J. Barth, B. I. Zaki, M. J. Tsapakos, S. R. Gordon

- 467 Impact of EUS-FNA for preoperative para-aortic lymph node staging in patients with pancreatobiliary cancer**

A. Kurita, Y. Kodama, Y. Nakamoto, H. Isoda, S. Minamiguchi, K. Yoshimura, K. Kuriyama, Y. Sawai, N. Uza, E. Hatano, S. Uemoto, K. Togashi, H. Haga, T. Chiba

- 476 Sampling para-aortic lymph nodes in pancreatic and biliary cancers with EUS-guided FNA: diagnostic, clinical, and therapeutic implications**

I. I. El Hajj, M. Eloubeidi

ORIGINAL ARTICLES: Clinical Endoscopy

- 392 Surveillance of guideline practices for duodenoscope and linear echoendoscope reprocessing in a large healthcare system**
J. J. Brandabur, J. E. Leggett, L. Wang, R. L. Bartles, L. Baxter, G. A. Diaz, G. L. Grunkemeier, S. Hove, M. Oethinger

- 400 Role of EUS evaluation after endoscopic eradication of esophageal varices with band ligation**

F. O. A. A. Carneiro, F. A. Retes, S. E. Matuguma, D. V. Albers, D. M. Chaves, M. E. L. dos Santos, P. Herman, E. Chaib, P. Sakai, L. A. Carneiro D'Albuquerque, F. Maluf Filho

- 408 Prospective evaluation of CT esophagram findings after peroral endoscopic myotomy**

D. Pannu, D. Yang, P. L. Abbitt, P. V. Draganov

- 416 In-hospital weekend outcomes in patients diagnosed with bleeding gastroduodenal angiodysplasia: a population-based study, 2000 to 2011**

S. Serrao, C. Jackson, D. Juma, D. Babayan, L. B. Gerson

- 424 EUS Needle Identification Comparison and Evaluation study (with videos)**

S.-j. Tang, A. S. Vilmann, A. Saftoiu, W. Wang, C. T. Streba, P. P. Fink, M. Griswold, R. Wu, C. F. Dietrich, C. Jenssen, M. Hocke, M. Kantowski, J. Pohl, P. Fockens, J. T. Annema, E. H. F. M. van der Heijden, R. F. Havre, K. Do-Cong Pham, R. Kunda, P. H. Deprez, J. Mariana, E. Vazquez-Sequeiros, A. Larghi, E. Buscarini, P. Fusaroli, M. Lahav, R. Puri, P. K. Garg, M. Sharma, F. Maluf-Filho, A. Sahai, W. R. Brugge, L. S. Lee, H. R. Aslanian, A. Y. Wang, V. M. Shami, A. Markowitz, A. A. Siddiqui, G. Mishra, J. M. Scheiman, G. Isenberg, U. D. Siddiqui, R. J. Shah, J. Buxbaum, R. R. Watson, F. F. Willingham, M. S. Bhutani, M. J. Levy, C. Harris, M. B. Wallace, C. P. Nolsøe, T. Lorentzen, N. Bang, S. M. Sørensen, O. H. Gilja, M. D'Onofrio, F. Piscaglia, N. Gritzmann, M. Radzina, Z. A. Sparchez, P. S. Sidhu, S. Freeman, T. C. McCowan, C. Rodrigues de Araujo, Jr, A. Patel, M. A. Ali, G. Campbell, E. Chen, P. Vilmann

- 458 Endoscopic drainage of pancreatic fluid collections: the inevitable shift to metal**

A. Tyberg, M. Kahaleh

- 460 Cost-effectiveness and clinical efficacy of biliary stents in patients undergoing neoadjuvant therapy for pancreatic adenocarcinoma in a randomized controlled trial**

























T. B. Gardner, C. C. Spangler, K. L. Byanova, G. H. Ripple, M. J. Rockacy, J. M. Levenick, K. D. Smith, T. A. Colacchio, R. J. Barth, B. I. Zaki, M. J. Tsapakos, S. R. Gordon

- 467 Impact of EUS-FNA for preoperative para-aortic lymph node staging in patients with pancreatobiliary cancer**

A. Kurita, Y. Kodama, Y. Nakamoto, H. Isoda, S. Minamiguchi, K. Yoshimura, K. Kuriyama, Y. Sawai, N. Uza, E. Hatano, S. Uemoto, K. Togashi, H. Haga, T. Chiba

- 476 Sampling para-aortic lymph nodes in pancreatic and biliary cancers with EUS-guided FNA: diagnostic, clinical, and therapeutic implications**

I. I. El Hajj, M. Eloubeidi

-  **479 Narrow-band Imaging International Colorectal Endoscopic Classification to predict polyp histology: REDEFINE study (with videos)**
A. Repici, C. Piscato, L. Correale, R. Bisschops, P. Bhandari, E. Dekker, O. Pech, F. Radaelli, C. Hassan
-  **487 Endoscopic management of colonic perforations: clips versus suturing closure (with videos)**
S. V. Kantsevov, M. Bitner, G. Hajiyeva, P. M. Mirovski, M. E. Cox, T. Swope, K. Alexander, N. Meenaghan, J. L. Fitzpatrick, V. Gushchin
-  **494 Clinical impact of endoscopic clip closure of perforations during endoscopic submucosal dissection for colorectal tumors**
H. Takamaru, Y. Saito, M. Yamada, E. S. Tsuruki, Y. Kinjo, Y. Otake, T. Sakamoto, T. Nakajima, T. Matsuda
-  **503 Closing the lid on iatrogenic colonic perforations**
R. Law, L. M. Wong Kee Song
- CME EXAMINATION**
- 506 CME Activity**
- PERSPECTIVES**
- 507 A new quality indicator of colonoscopy: caveat emptor**
T. F. Imperiale, D. K. Rex
-  **NEW METHODS: Clinical Endoscopy**
-  **512 Innovative gastric endoscopic muscle biopsy to identify all cell types, including myenteric neurons and interstitial cells of Cajal in patients with idiopathic gastroparesis: a feasibility study (with video)**
E. Rajan, C. J. Gostout, L. M. Wong Kee Song, L. A. Szarka, P. C. Kashyap, T. C. Smyrk, J. Bingener, J. L. Deters, M. A. Knipschild, C. E. Bernard, G. Farrugia
-  **NEW METHODS: Experimental Endoscopy**
-  **518 Novel intragastric trocar placed by PEG technique permits endolumenal use of rigid instruments to simplify complex endoscopic procedures**
A. C. Storm, H. Aihara, C. C. Thompson
- VIDEOGIE**
-  **523 Endoscopic removal of a mesh penetrating into the esophagus using overtube-assisted endoscopy, fully covered metal stent, and over-the-scope clip**
J. P. Gutiérrez, A. Martínez-Alcalá, T. Kröner, A. M. Ahmed, K. Mönkemüller
-  **524 An uncommon cause of chronic upper GI bleeding**
P. Korc, L. McHenry
-  **524 Adjustable countertraction during endoscopic submucosal dissection of a large, fundus-body, laterally spreading tumor**
V. Balassone, H. Ikeda, K. Sumi, H. Inoue
-  **525 Endoscopic management of a gastrocolonic fistula**
T. Kachaamy, L. M. Wong Kee Song, R. Wascher, V. Khemka, J. Weber
-  **527 A novel “balloon/snare apparatus” technique to facilitate easy creation of fistula tract during EUS-guided gastroenterostomy**
S. Ngamruengphong, V. Kumbhari, A. H. Tieu, Y. Haito-Chavez, M. Bukhari, G. Hajiyeva, A. Ismail, G. Aguila, Y-I. Chen, M. A. Khashab
-  **528 Endoscopic diagnosis of gastric anisakiasis and extraction of larvae**
N. Muwanwella, Y. Shimamura, H. Akram, P. Kortan, N. Marcon
-  **528 Endoscopic closure of gallbladder perforation**
T. Rustagi, B. K. Abu Dayyeh
-  **529 Endoscopic salvage of errantly deployed lumen-apposing metal stents**
B. J. Elmunzer, G. A. Coté
-  **530 Dual device cannulation of an intradiverticular minor papilla**
S. K. Amateau, M. L. Freeman
-  **531 Visualization and removal of intrahepatic bile duct stones through EUS-guided hepaticogastrostomy**
T. Ogura, D. Masuda, T. Takeuchi, S. Fukunishi, K. Higuchi
-  **532 Direct visualization of biliary stricture through a colonoscope in a patient with Roux-en-Y hepaticojejunostomy**
R. Asokkumar, D. Tan, C. Khor, R. Soetikno
-  **533 Ampullary polyp resection as treatment for severe GI bleeding**
D. A. Jahann, D. S. Strand, A. Y. Wang
-  **534 Endoscopic overtube-guided deployment of a video capsule endoscope**
K. K. Das, G. G. Ginsberg
-  **535 Impacted chicken bone extracted with the aid of Nd:YAG laser**
G. Chen, J. S. Freiman, P. I. Craig
-  **536 Successful endoscopic management of a malignant ileovesicular fistula**
T. Kachaamy, J. Weber, D. Weitz, P. Vashi, M. Kundranda
-  **537 Endoscopic submucosal dissection of a large colonic polyp with the use of novel electrosurgical scissors and traction with hemoclip and dental floss**
K-y. Lee, C-m. Poon
- AT THE FOCAL POINT**
- 539 Salvage ERCP using overtube-assisted technique in a patient with cholangitis and esophageal stenosis due to achalasia**
J. P. Gutierrez, G. B. Pereira, P. T. Kröner, M. A. D’Assunção, K. Mönkemüller
- 540 Splenic artery pseudoaneurysm causing brisk upper-GI bleed from gastric ulcer**
C. D. Haivas, S. Kessler

- 542 **Esophageal migration of fractured gastroduodenal metal stent fragment in a patient with recurrent gallbladder carcinoma**
C. Bent, P. Dong, K. Shahedi, S. Tejaswi
- 543 **Perforation during underwater EMR**
P. L. Ponugoti, D. K. Rex
- 544 **Melanoma in an unexpected location**
S. Lee, D. Castresana, J. Glass, C. Chang

LETTERS TO THE EDITOR

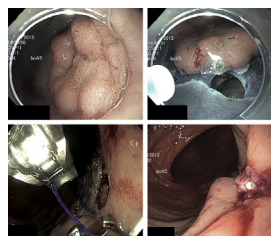
- 547 **Endoscopic and/or laparoscopic full-layer resection of gastric ectopic pancreas arising from submucosal and muscular layers**
M. Matsushita, D. Hachimine, A. Nishio, T. Seki, K. Okazaki
- 547 **Colonoscopy adenoma detection rates: Room for cognitive load theory?**
N. Sharma
- 548 **Endoscopic transmural drainage versus combined transmural and transpapillary drainage in pseudocysts**
S. S. Rana, V. Sharma, R. Sharma
- 549 **Competency in colonoscopy: Should we focus on the “how”?**
N. Sharma

- 549 **ERCP-related retroperitoneum: Should postprocedure CT features alone guide the decision-making process?**
F. Guerra, F. Pulighe
- 550 **Response**
V. Kumbhari, V. K. Singh

READER SERVICES

- 12A **Focus On**
- 14A **ASGE Update**
- 16A **In Upcoming Issues**
- 18A **In the current issue of *Endoscopy***
- 20A **Information for Readers**

The cover



From “Endoscopic management of colonic perforations: clips versus suturing closure (with videos),” by Sergey V. Kantsevov, et al (pp. 487-93).









Instructions for authors are available online at www.giejournal.org and www.ees.elsevier.com/gie and should be consulted before submission.

Full-text online access to *Gastrointestinal Endoscopy* is now available for all print subscribers. See page 391 for details.

 **Online Audio and Podcasting**

Audio and Podcasts of article abstracts published in *Gastrointestinal Endoscopy* are now available online. Recordings are performed by Deborah Bowman, MFA, ELS, Senior Managing Editor of Clinical Publications of *Gastrointestinal Endoscopy*.

Log on to www.giejournal.org to listen to recordings from the current issue.

-  Editorial Commentary on preceding article
-  CME CME examination article
-  Online component
-  Online video
-  Online audio
-  Author interview series
-  Fast Track article
-  QR code